



BASANT VALLEY PUBLIC SCHOOL
PLOT NO - 119, SEC - 46 GURGAON
CLASS - M-II



Note – ☆ Summer Vacation will start from 13th May 2017 and school will reopen on 3rd July 2017.
☆ Kindly submit the Holiday Homework by 6th July 2017.

Dear Parent

We know you are looking forward to spend some constructive time with your child during the summer vacations. Here are some of the fun-filled activities to utilize your valuable time. We hope that you enjoy doing each activity with the child and make the holidays fruitful and exciting.

Some of the suggested activities for your child are:-

1. Get up early in the morning and see the rising sun.
2. Go for a nature walk
3. Feel the fresh air- Take a deep breath and do breathing exercise.
4. Hear the birds chirping.
5. Water the plants and feed the birds.
6. Take the child for a visit to Doll's Museum/Rail Museum.
7. Take your child out for boating and Metro Ride.
8. Whenever you are going for an outing with your child make sure you discuss about the surroundings and have an open conversation with him/her.

TIPS FOR SUMMER BREAK

Dos

- Always start your day with prayers.
- Drink lots of liquids like water, juice etc.
- Wear cap and carry an umbrella when you move out day time.
- Help your parents at home by putting your things in place.
- Wish your elders and guests.
- Always use these words – Thank you, sorry, Please, Excuse me.

Donts

- Don't watch TV for long hours
- Don't eat junk food.
- Don't play in sun



“Happy Summer Break”

“Sandy Toes, Sunburned Nose, Summer Is A Blast, The Memories Will Always Last”

Holiday Homework

English:-

- Revise all capital alphabets three times.
 - Letter – a, b, c, d, e, f write 5 times.
-

Hindi –

- कक्षा में कराए गए व्यंजनों को पुस्तिका में लिखो। 5 बार
व, ब, क, प, फ, ग
-

Maths –

- Practice forward counting 1 to 20 in holiday homework copy. (5 times)
-

EVS:

- Learn 5 lines about yourself.

Hello everyone

I am _____ from M-2 class.

I am 4 years old.

I am a girl/boy.


Thank you have nice day.

- Make a table mat with the help of coloured A3 size pastel sheet by pasting the pictures of good manners and writing the related good manners below it and get laminated.

Note - All work done in 3in1 Notebook.

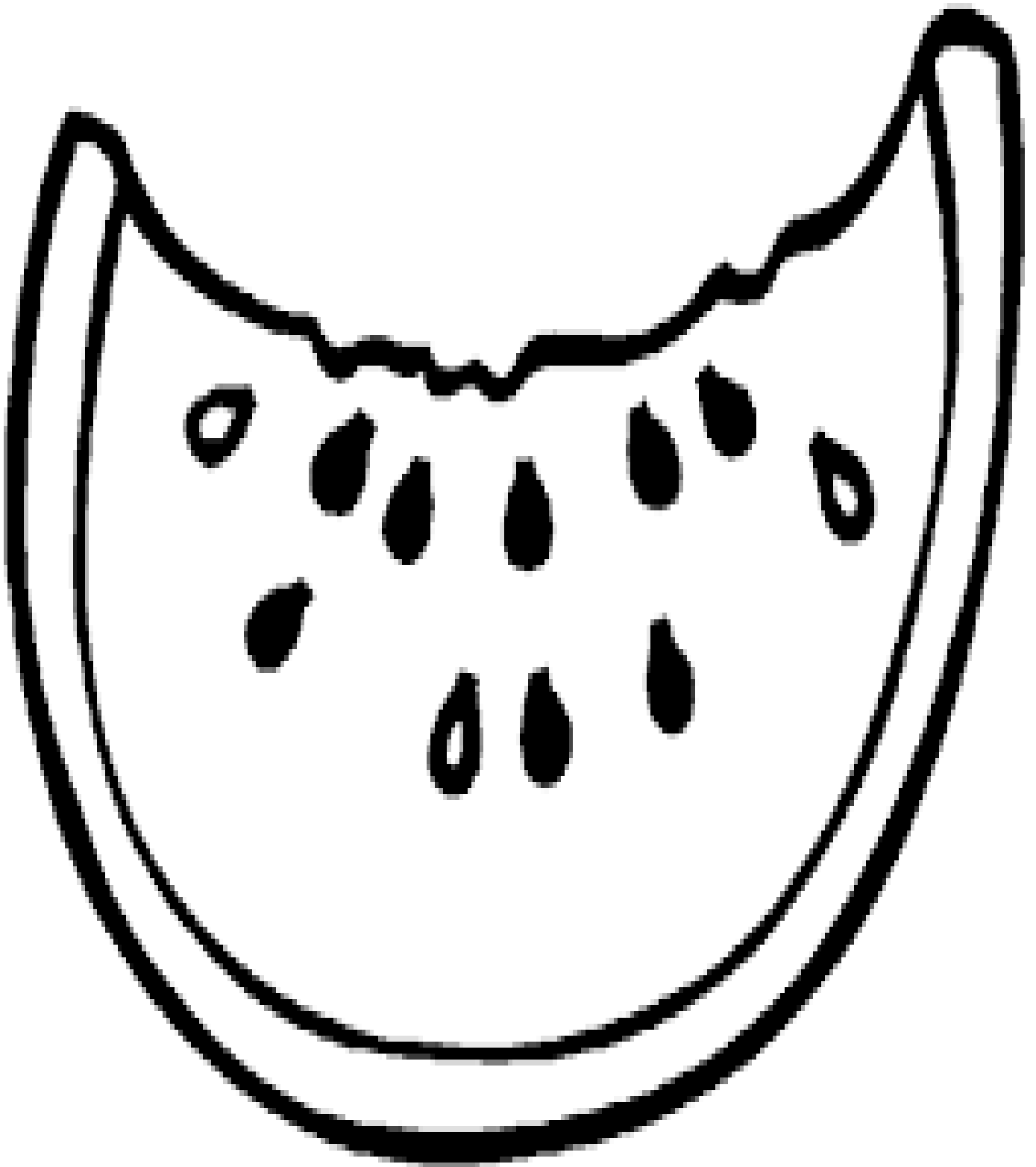
WORKSHEET – 1

Tear yellow paper and paste on it



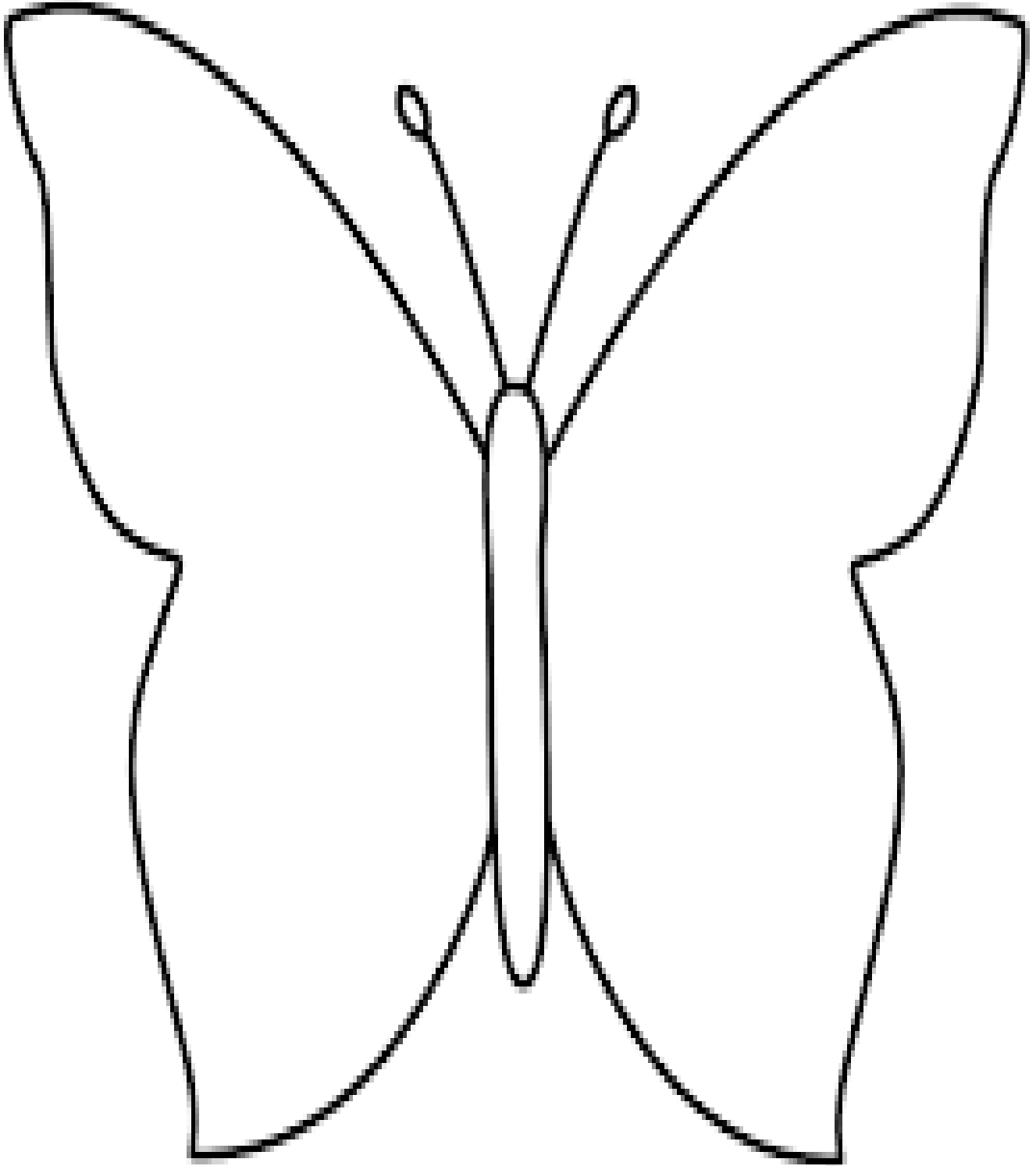
WORKSHEET – 2

Colour the watermelon and paste watermelon seeds on it.



WORKSHEET - 3

Paste the colourful buttons in butterfly



WORKSHEET – 4

Colour the boy's dress with blue and girl's dress with pink.

